

 uCertify

Course Outline

Installing and Configuring
Windows Server 2012 R2



Lesson



Practice test



Live-Lab

Contents

1. Course Objective
2. Pre-Assessment
3. Exercises, Quizzes, Flashcards & Glossary
Number of Questions
4. Expert Instructor-Led Training
5. ADA Compliant & JAWS Compatible Platform
6. State of the Art Educator Tools
7. Award Winning Learning Platform (LMS)
8. Chapter & Lessons
Syllabus
Chapter 1: Install Windows Server 2012 R2
Chapter 2: Configure Network Services
Chapter 3: Plan and Install Active Directory
Chapter 4: Configure Windows Server 2012 R2
Chapter 5: Administer Active Directory
Chapter 6: Manage GPOs
Chapter 7: Manage Security
Chapter 8: Configure TCP/IP
Chapter 9: Use Virtualization in Windows Server 2012
Videos and How To
9. Practice Test
Here's what you get
Features
10. Live Labs

Lab Tasks

Here's what you get

11. Post-Assessment

1. Course Objective

Our comprehensive course prepares you to excel MCSA: Windows Server 2012 R2 certification. It helps you learn how to plan for a server installation, for server roles, server upgrades, as well as learn to migrate roles from previous versions of Windows Server, install Server Core, optimize resource utilization by using Features on Demand, and configure NIC teaming. You will also learn to delegate administration, configure services, configure Server Core, convert Server Core to/from full GUI, deploy roles on remote servers, add and remove features in offline images, and install and configure Windows Powershell Desired State Configuration (DSC). Lastly, you will configure MBR and GPT disks, configure basic and dynamic disks, manage volumes, create and mount VHDs, design Storage Spaces, configure storage pools and disk pools, and create storage pools by using disk enclosures.

2. Pre-Assessment

Pre-Assessment lets you identify the areas for improvement before you start your prep. It determines what students know about a topic before it is taught and identifies areas for improvement with question assessment before beginning the course.

3. Exercises, Quizzes, Flashcards & Glossary

Each lesson comes with Exercises, Flashcards & Quizzes. There is no limit to the number of times learners can attempt these. Exercises come with detailed remediation, which ensures that learners are confident on the topic before proceeding. Flashcards help master the key concepts while Glossary defines the key terms.

Number of Questions



Over 800 unique questions including pre-assessment, quizzes, exercises, and post assessment.

4. Expert Instructor-Led Training

uCertify uses the content from the finest publishers and only the IT industry's finest instructors. They have a minimum of 15 years real-world experience and are subject matter experts in their fields. Unlike a live class, you can study at your own pace. This creates a personal learning experience and gives you all the benefit of hands-on training with the flexibility of doing it around your schedule 24/7.

5. ADA Compliant & JAWS Compatible Platform

uCertify course and labs are ADA (Americans with Disability Act) compliant. It is now more accessible to students with features such as:

- Change the font, size, and color of the content of the course
- Text-to-speech, reads the text into spoken words
- Interactive videos, how-tos videos come with transcripts and voice-over
- Interactive transcripts, each word is clickable. Students can clip a specific part of the video by clicking on a word or a portion of the text.

JAWS (Job Access with Speech) is a computer screen reader program for Microsoft Windows that reads the screen either with a text-to-speech output or by a Refreshable Braille display. Student can easily navigate uCertify course using JAWS shortcut keys.

6. State of the Art Educator Tools

uCertify knows the importance of instructors and provide tools to help them do their job effectively. Instructors are able to clone and customize course. Do ability grouping. Create sections. Design grade scale and grade formula. Create and schedule assignments. Educators can also move a student from self-paced to mentor-guided to instructor-led mode in three clicks.

7. Award Winning Learning Platform (LMS)

uCertify has developed an award winning, highly interactive yet simple to use platform. The SIIA CODiE Awards is the only peer-reviewed program to showcase business and education technology's finest products and services. Since 1986, thousands of products, services and solutions have been recognized for achieving excellence. uCertify has won CODiE awards consecutively for last 3 years:

- **2014**
 1. Best Postsecondary Learning Solution

- **2015**
 1. Best Education Solution
 2. Best Virtual Learning Solution
 3. Best Student Assessment Solution
 4. Best Postsecondary Learning Solution
 5. Best Career and Workforce Readiness Solution
 6. Best Instructional Solution in Other Curriculum Areas
 7. Best Corporate Learning/Workforce Development Solution

- **2016**
 1. Best Virtual Learning Solution
 2. Best Education Cloud-based Solution
 3. Best College and Career Readiness Solution
 4. Best Corporate / Workforce Learning Solution

5. Best Postsecondary Learning Content Solution
6. Best Postsecondary LMS or Learning Platform
7. Best Learning Relationship Management Solution

8. Chapter & Lessons

uCertify brings these textbooks to life. It is full of interactive activities that keeps the learner engaged. uCertify brings all available learning resources for a topic in one place so that the learner can efficiently learn without going to multiple places. Challenge questions are also embedded in the chapters so learners can attempt those while they are learning about that particular topic. This helps them grasp the concepts better because they can go over it again right away which improves learning.

Learners can do Flashcards, Exercises, Quizzes and Labs related to each chapter. At the end of every lesson, uCertify courses guide the learners on the path they should follow.

Syllabus

Chapter 1: Install Windows Server 2012 R2

- Features and Advantages of Windows Server 2012 and Server 2012 R2
- Planning the Windows Server 2012 R2 Installation
- Understanding Features On Demand
- Storage in Windows Server 2012 R2
- Summary
- Exam Essentials

Chapter 2: Configure Network Services

- Introducing DNS
- Introducing DNS Database Zones
- Advantages of DNS in Windows Server 2012 R2
- Introducing DNS Record Types

- Configuring DNS
- Monitoring and Troubleshooting DNS
- Overview of DHCP
- Installing and Authorizing DHCP
- Creating and Managing DHCP Scopes
- Summary
- Exam Essentials

Chapter 3: Plan and Install Active Directory

- Verifying the File system
- Verifying Network Connectivity
- Understanding Domain and Forest Functionality
- Planning the Domain Structure
- Installing Active Directory
- Verifying Active Directory Installation
- Creating and Configuring Application Data Partitions
- Configuring DNS Integration with Active Directory
- Summary
- Exam Essentials

Chapter 4: Configure Windows Server 2012 R2

- Understanding File Servers
- Configuring File Servers
- Configuring Disk Quotas
- Configuring Print Services
- Configuring Remote Management
- Summary
- Exam Essentials

Chapter 5: Administer Active Directory

- An Overview of OUs
- Planning the OU Structure

- Creating OUs
- Managing OUs
- Troubleshooting OUs
- Creating and Managing Active Directory Objects
- Publishing Active Directory Objects
- Using the Command Prompt for Active Directory Configuration
- Summary
- Exam Essentials

Chapter 6: Manage GPOs

- Introducing Group Policy
- Planning a Group Policy Strategy
- Implementing Group Policy
- Managing Group Policy
- Deploying Software Through a GPO
- Implementing Software Deployment
- Configuring Software Deployment Settings
- Troubleshooting Group Policies
- Summary
- Exam Essentials

Chapter 7: Manage Security

- Managing Security
- Implementing an Audit Policy
- Configuring Windows Firewall Options
- Summary
- Exam Essentials

Chapter 8: Configure TCP/IP

- Understanding TCP/IP
- Understanding IP Addressing
- Subnetting a Network

- Understanding IPv6
- Summary
- Exam Essentials

Chapter 9: Use Virtualization in Windows Server 2012

- Hyper-V Overview
- Hyper-V Installation and Configuration
- Configuring Virtual Machines
- Summary
- Exam Essentials

Videos and How To

uCertify course includes videos to help understand concepts. It also includes How Tos that help learners in accomplishing certain tasks.

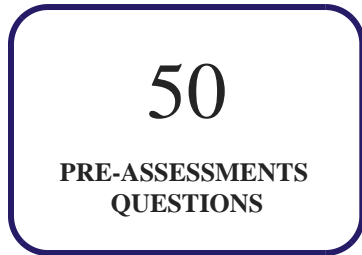
47
VIDEOS

01:05
HOURS

9. Practice Test

uCertify provides full length practice tests. These tests closely follow the exam objectives and are designed to simulate real exam conditions. Each course has a number of test sets consisting of hundreds of items to ensure that learners are prepared for the certification exam.

Here's what you get



Features

Full Remediation

Each question comes with detailed remediation explaining not only why an answer option is correct but also why it is incorrect.

Unlimited Practice

Each test can be taken unlimited number of times until the learner feels they are prepared. Learner can review the test and read detailed remediation. Detailed test history is also available.

Learn, Test and Review Mode

Each test set comes with learn, test and review modes. In learn mode, learners will attempt a question and will get immediate feedback and complete remediation as they move on to the next question. In test mode, learners can take a timed test simulating the actual exam conditions. In review mode, learners can read through one item at a time without attempting it.

10. Live Labs

Live-Lab is a real computer equipment, networked together and conveniently accessible over the

internet using virtualization. A live-lab has equipments such as a computer, server, switch or router in it that a user is free to configure.

The benefits of live-labs are:

- Exam based practical tasks
- Real equipment, absolutely no simulations
- Access to the latest industry technologies
- Available anytime, anywhere on any device
- Break and Reset functionality
- No hardware costs

Lab Tasks

Install Windows Server 2012 R2

Configure Network Services

Plan and Install Active Directory

Configure Windows Server 2012 R2

Administer Active Directory

Manage GPOs

Manage Security

Configure TCP/IP

Use Virtualization in Windows Server 2012


Here's what you get

11. Post-Assessment


After completion of the uCertify course Post-Assessments are given to students and often used in conjunction with a Pre-Assessment to measure their achievement and the effectiveness of the exam.

Have Any Query? We Are Happy To Help!

GET IN TOUCH:

 **Call: +1-415-763-6300**

 **Email: sales@ucertify.com**

 **www.ucertify.com**